

Shinhoo®

SHINHOO
PUMP MADE TO LAST FOR YEARS

100+
Countries Exported

1000+
Employees

100,000+
m² Facility Area

5,000,000+
Pumps Produced Annually

Shinhoo®

PERMANENT MAGNET
CENTRIFUGAL PUMP


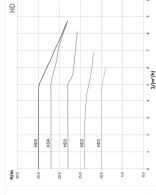
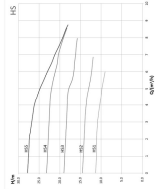
Operation Condition



| | |
|---------------------------|------------------|
| Model | PFB06-22 Pro |
| Voltage | AC 220~240V/50Hz |
| Liquid PH | 6.5~8.5 |
| Maximum particle size | 0.1mm |
| Medium temperature | 0°C~90°C |
| Ambient temperature | 0°C~40°C |
| Voltage fluctuation range | ±10% |

PFB06-22 Pro

Performance curve



Technical Data

| Model | Max Flow (m³/h) | Max Head (m) | Rated Flow (m³/h) | Rated Head (m) | Max Power (W) | Rated Voltage (V) | Max RPM (r/min) | Inlet And Outlet Size (internal thread) |
|--------------|--------------------|-----------------|----------------------|-------------------|------------------|----------------------|--------------------|--|
| PFB06-22 Pro | 8.5 | 28 | 6 | 22 | 700 | 220~240 | 5000 | GT" |

Application

- Air source heat pump system
- Solar heating system
- Domestic hot water system, etc



Shinhoo®

PERMANENT MAGNET
CENTRIFUGAL PUMP

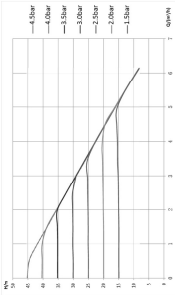
Operation Condition



| | |
|---------------------------|----------------|
| Model | PFM03-30EC Pro |
| Voltage | 220V/50Hz |
| Liquid PH | 6.5~8.5 |
| Maximum particle size | 0.1mm |
| Medium temperature | 0°C~50°C |
| Ambient temperature | 0°C~55°C |
| Voltage fluctuation range | ±10% |

PFM03-30EC Pro

Performance curve

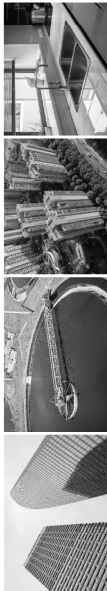


Technical Data

| Model | Max Flow (m³/h) | Max Head (m) | Rated Flow (m³/h) | Rated Head (m) | Max Power (W) | Rated Voltage (V) | Max RPM (r/min) | Inlet And Outlet Size (internal thread) |
|----------------|--------------------|-----------------|----------------------|-------------------|------------------|----------------------|--------------------|--|
| PFM03-30EC Pro | 5.5 | 45 | 3 | 30 | 600 | 220 | 5000 | GT" |

Application

- Commercial water boosting
- Domestic groundwater extraction
- Domestic water supply boosting



PERMANENT MAGNET
CENTRIFUGAL PUMP

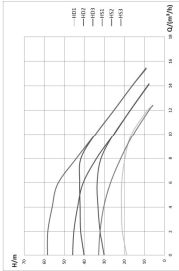
Operation Condition

| | |
|---------------------------|---------------------|
| Model | PFM08-36 |
| Voltage | AC 220~240V/50/60Hz |
| Liquid PH | 6.5~8.5 |
| Maximum particle size | 0.1mm |
| Medium temperature | -20℃~90℃ |
| Ambient temperature | -20℃~55℃ |
| Voltage fluctuation range | ±10% |



PFM08-36

Performance curve



Technical Data

| Model | Max Flow (m³/h) | Max Head (m) | Rated Flow (m³/h) | Rated Head (m) | Max Power (W) | Rated Voltage (V) | Max RPM (r/min) | Inlet And Outlet Size (mm) (internal thread) |
|----------|--------------------|-----------------|----------------------|-------------------|------------------|----------------------|--------------------|---|
| PFM08-36 | 15 | 58 | 8 | 36 | 1000 | 220~240 | 3500 | G1 1/2" |

Application

- Commercial water boosting
- Domestic water supply boosting



PERMANENT MAGNET
CENTRIFUGAL PUMP

Operation Condition

| | |
|---------------------------|--------------|
| Model | PFB06-22EC |
| Voltage | AC 220V/50Hz |
| Liquid PH | 6.5~8.5 |
| Maximum particle size | 0.1mm |
| Medium temperature | 0℃~90℃ |
| Ambient temperature | 0℃~40℃ |
| Voltage fluctuation range | ±10% |



PFB06-22EC

Performance curve

